

EXTERIOR ELEVATION

CUSTOMER APPROVAL BLOCK

- APPROVED
- APPROVED AS NOTED
- DISAPPROVED RESUBMIT

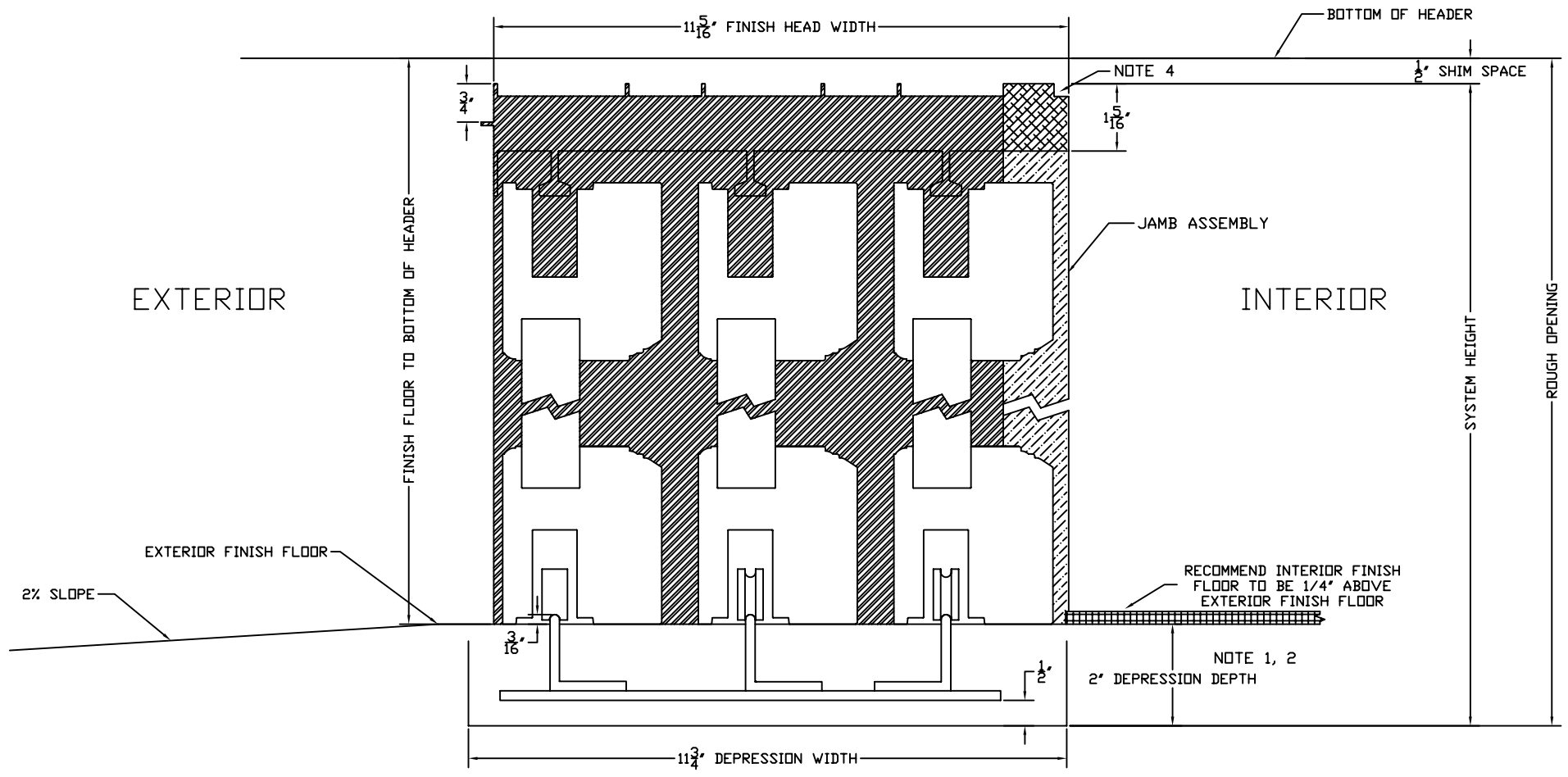
SIGNED _____ DATE _____

NO.	DATE	DESCRIPTION	BY
0	10-06	APPROVED FOR CONSTRUCTION	CMP







TITLE		
□XX 1 1/2" TRACK		
ARCHITECTURAL COLLECTION		
DWN BY: AR	SCALE: NONE	REV.
DATE: 02/13/07	DWG. NO.	0
CHK. BY: CMP	ALS-079	
APPD. BY: CMP	SHT. 1 OF 1	

*** All diagrams, drawings and other documents produced by Sliding Visions, Inc. are the sole property of Sliding Visions, Inc and under penalty of law, neither these documents nor the information they convey may be reproduced or transmitted to any third party without written consent.



NOTES:

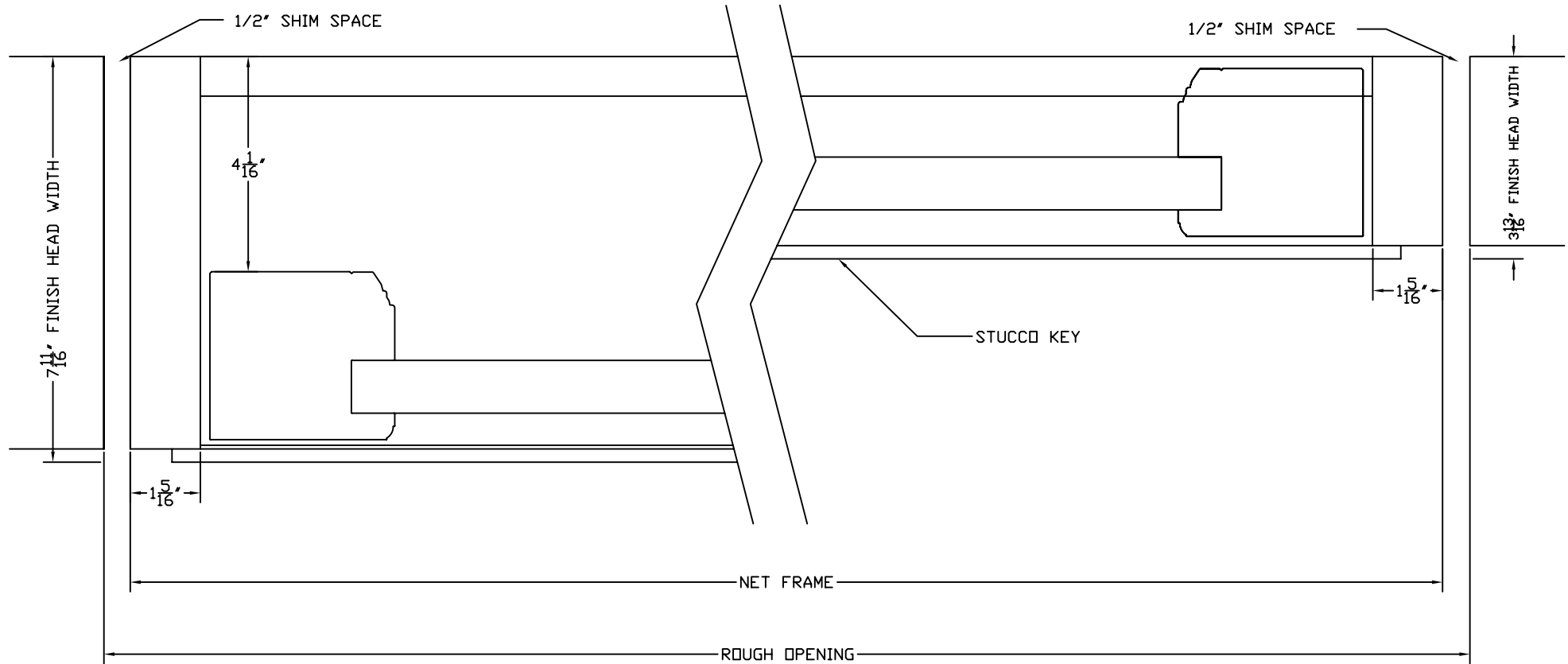
1. INCLUDES THICKNESS OF EXTERIOR FINISH FLOOR. FROM INTERIOR FINISH FLOOR ADD 1/4"
2. CUSTOMER IS REQUIRED TO DRY PACK TRACK DEPRESSION AFTER INSTALLATION BY DOOR CONTRACTOR
3. FINISH FLOOR BY OTHERS
4. DRYWALL RETURN SIZE 1/4"X1/4"
6. SEE SYSTEM ELEVATION DRAWING FOR ROUGH OPENING DIMENSIONS

	ALUMINUM		WOOD JAMB
	WOOD HEAD		INTERIOR FINISH

STANDARD DETAIL FOR INFORMATION ONLY

							TITLE OX 1 1/2" TRACK		
0		10-06	APPROVED FOR CONSTRUCTION	CMP		DWN BY: AR		SCALE: NONE	REV.
						DATE: 10-16-06		DWG. NO.	
						CHK. BY: CMP		OVLS-01-038	
						APPD. BY: CMP		SHT. 1 OF 1	

*** All diagrams, drawings and other documents produced by Sliding Visions, Inc. are the sole property of Sliding Visions, Inc and under penalty of law, neither these documents nor the information they convey may be reproduced or transmitted to any third party without written consent.



STANDARD DETAIL FOR
INFORMATION ONLY

0		APPROVED FOR CONSTRUCTION		
NO.	DATE	DESCRIPTION	BY	



TITLE OX JAMB DETAIL		
DWN BY: AR	SCALE: NONE	REV.
DATE: 10-16-06	DWG. NO. OVLS-D-055	0
CHK. BY:	SHT. 1 OF 1	
APPD. BY:		