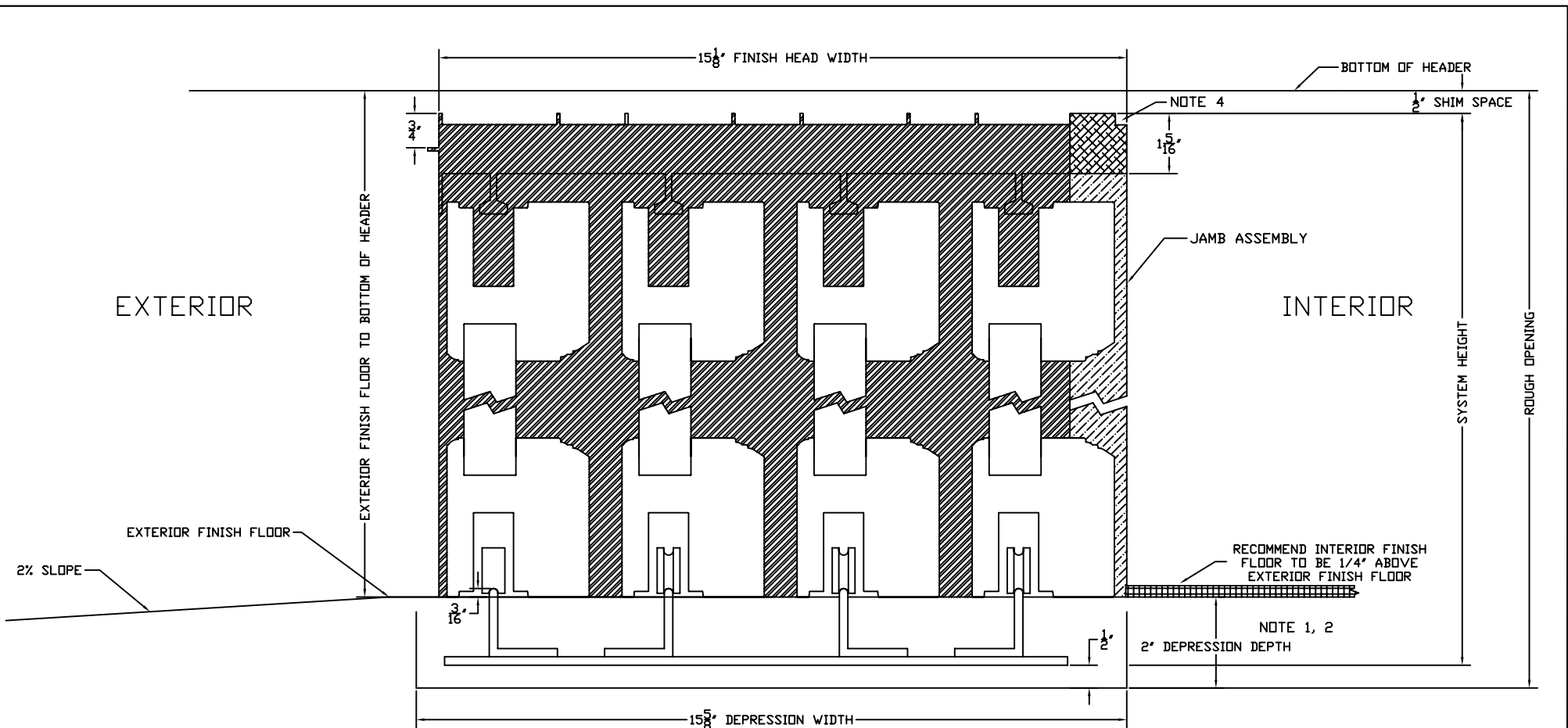


EXTERIOR ELEVATION





CUSTOMER APPROVAL BLOCK				TITLE XXXD 1 1/2" TRACK	
<input type="checkbox"/> APPROVED <input type="checkbox"/> APPROVED AS NOTED <input type="checkbox"/> DISAPPROVED RESUBMIT				ARCHITECTURAL COLLECTION	
		DWN BY: AR		SCALE: NONE	REV.
		DATE: 02/13/07		DWG. NO.	0
		CHK. BY: CMP		ALS-047	
		APPD. BY: CMP		SHT. 1 OF 1	
SIGNED _____	DATE _____	*** All diagrams, drawings and other documents produced by Sliding Visions, Inc. are the sole property of Sliding Visions, Inc and under penalty of law, neither these documents nor the information they convey may be reproduced or transmitted to any third party without written consent.			





NOTES:

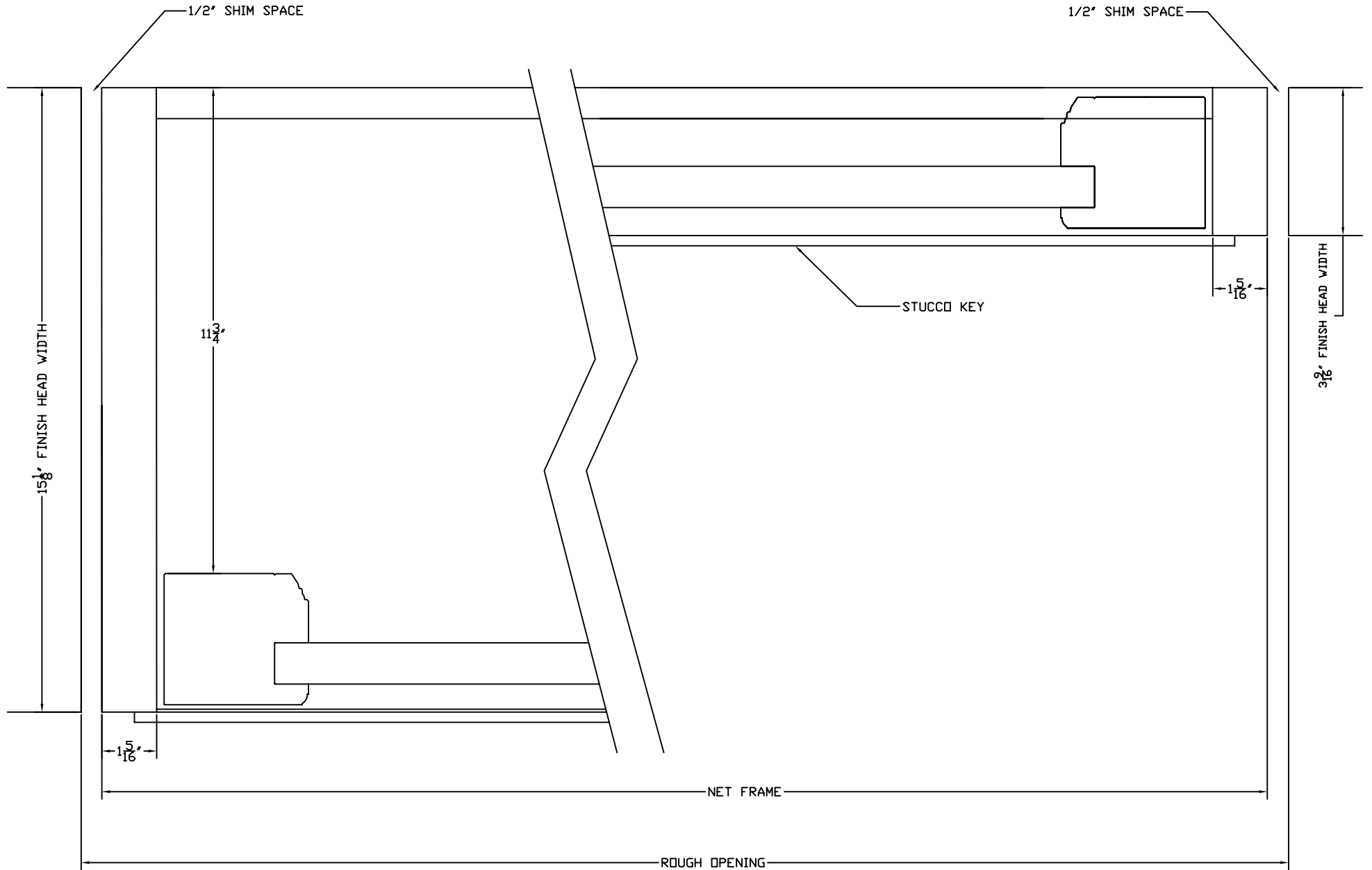
1. INCLUDES THICKNESS OF EXTERIOR FINISH FLOOR. FROM INTERIOR FINISH FLOOR ADD 1/4"
2. CUSTOMER IS REQUIRED TO DRY PACK TRACK DEPRESSION AFTER INSTALLATION BY DOOR CONTRACTOR
3. FINISH FLOOR BY OTHERS
4. DRYWALL RETURN SIZE 1/4"X1/4"
6. SEE SYSTEM ELEVATION DRAWING FOR ROUGH OPENING DIMENSIONS

	ALUMINUM		WOOD JAMB
	WOOD HEAD		INTERIOR FINISH

STANDARD DETAIL FOR INFORMATION ONLY

							TITLE			□XXX 1 1/2" TRACK				
		0		10-06		APPROVED FOR CONSTRUCTION		CMP		DWN BY: AR		SCALE: NONE		REV.
		NO.		DATE		DESCRIPTION		BY		DATE: 10-16-06		DWG. NO.		0
										CHK. BY: CMP		OVLS-D-039		
										APPD. BY: CMP		SHT. 1 OF 1		

*** All diagrams, drawings and other documents produced by Sliding Visions, Inc. are the sole property of Sliding Visions, Inc and under penalty of law, neither these documents nor the information they convey may be reproduced or transmitted to any third party without written consent.



STANDARD DETAIL FOR
INFORMATION ONLY

NO.	DATE	DESCRIPTION	BY
0	10-06	APPROVED FOR CONSTRUCTION	CMP



TITLE OVLS-D-057		
DWN BY: AR	SCALE: NONE	REV.
DATE: 10-16-06	DWG. NO. OVLS-D-057	0
CHK. BY: CMP	SHT. 1	
APPD. BY: CMP	OF 1	