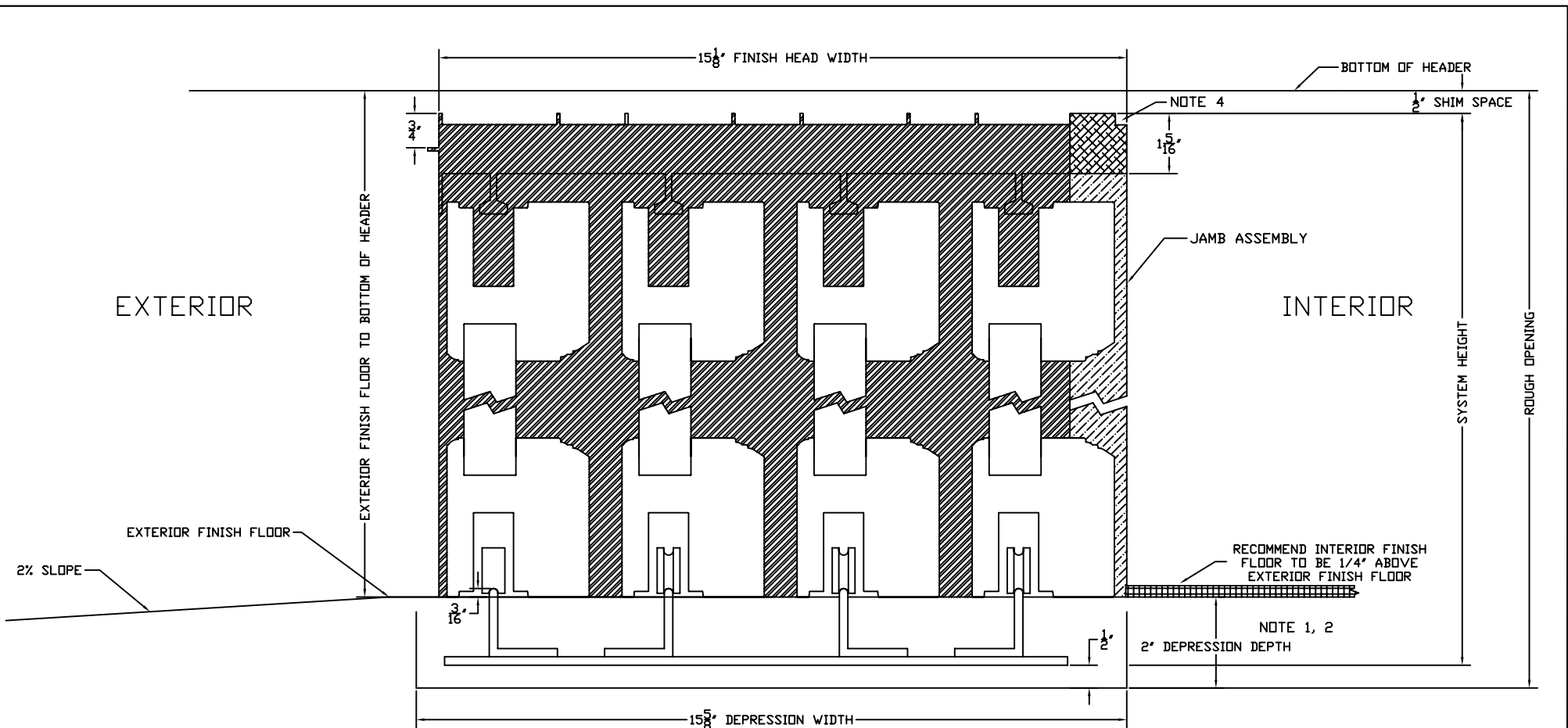


EXTERIOR ELEVATION





CUSTOMER APPROVAL BLOCK				TITLE XXXD 1 1/2" TRACK	
<input type="checkbox"/> APPROVED <input type="checkbox"/> APPROVED AS NOTED <input type="checkbox"/> DISAPPROVED RESUBMIT				ARCHITECTURAL COLLECTION	
		APPROVED FOR CONSTRUCTION		DWN BY: AR	
0		10-06		DATE: 02/13/07	
NO.		DATE		SCALE: NONE	
				DWN BY: AR	
				DATE: 02/13/07	
				CHK. BY: CMP	
				APPD. BY: CMP	
				DWG. NO. ALS-49	
				SHT. 1 OF 1	
SIGNED _____		DATE _____		REV. 0	
*** All diagrams, drawings and other documents produced by Sliding Visions, Inc. are the sole property of Sliding Visions, Inc and under penalty of law, neither these documents nor the information they convey may be reproduced or transmitted to any third party without written consent.					





NOTES:

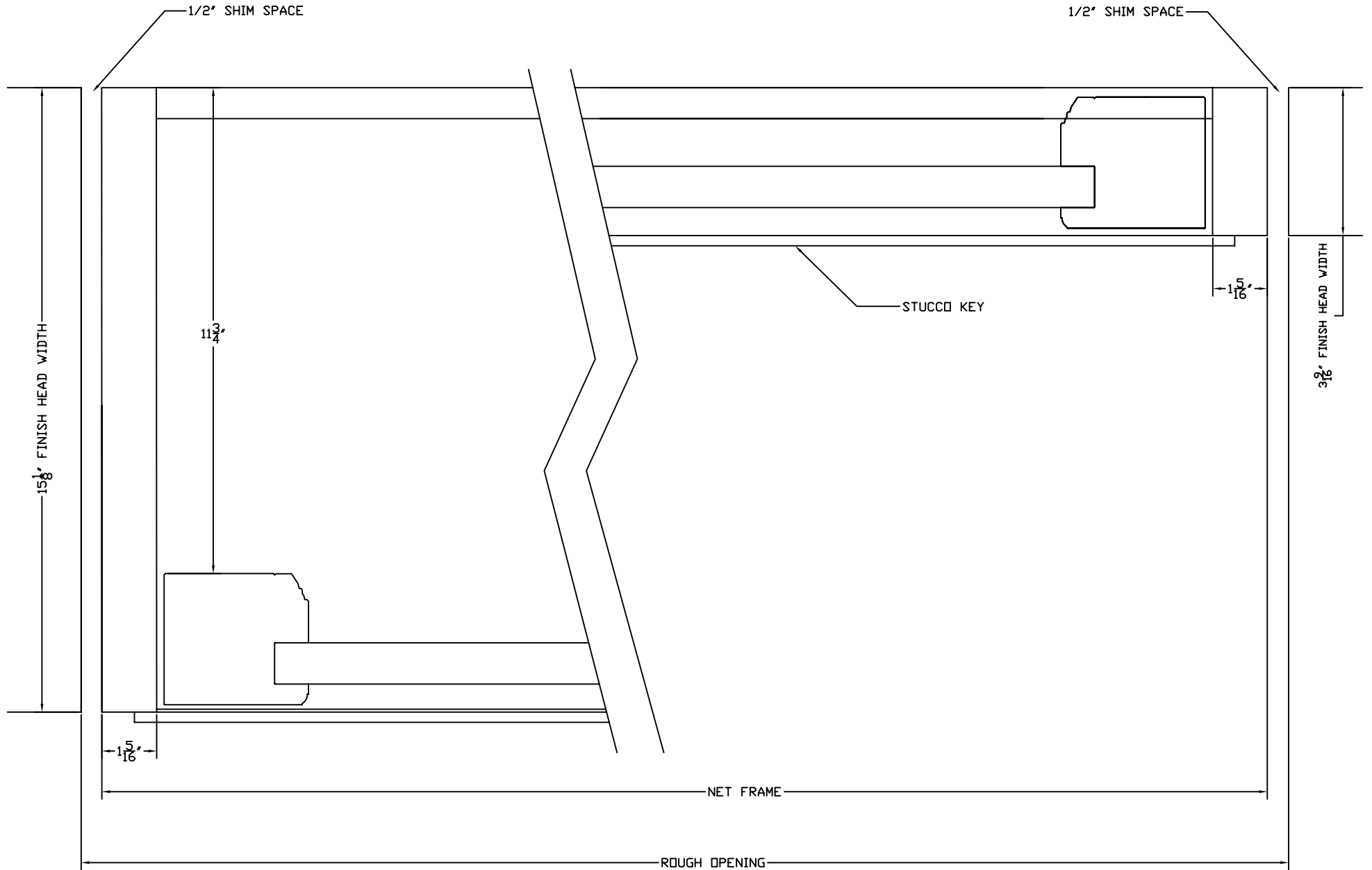
1. INCLUDES THICKNESS OF EXTERIOR FINISH FLOOR. FROM INTERIOR FINISH FLOOR ADD 1/4"
2. CUSTOMER IS REQUIRED TO DRY PACK TRACK DEPRESSION AFTER INSTALLATION BY DOOR CONTRACTOR
3. FINISH FLOOR BY OTHERS
4. DRYWALL RETURN SIZE 1/4"X1/4"
6. SEE SYSTEM ELEVATION DRAWING FOR ROUGH OPENING DIMENSIONS

	ALUMINUM		WOOD JAMB
	WOOD HEAD		INTERIOR FINISH

STANDARD DETAIL FOR INFORMATION ONLY

							TITLE □XXX 1 1/2" TRACK			
		0		10-06	APPROVED FOR CONSTRUCTION	CMP	DWN BY: AR		SCALE: NONE	REV.
		NO.		DATE	DESCRIPTION	BY	DATE: 10-16-06		DWG. NO.	
							CHK. BY: CMP		OVLS-D-039	
							APPD. BY: CMP		SHT. 1 OF 1	

*** All diagrams, drawings and other documents produced by Sliding Visions, Inc. are the sole property of Sliding Visions, Inc and under penalty of law, neither these documents nor the information they convey may be reproduced or transmitted to any third party without written consent.



STANDARD DETAIL FOR
INFORMATION ONLY

NO.	DATE	DESCRIPTION	BY
0	10-06	APPROVED FOR CONSTRUCTION	CMP



TITLE		
OXXX POCKET DETAIL		
DWN BY: AR	SCALE: NONE	REV.
DATE: 10-16-06	DWG. NO. OVLS-D-057	0
CHK. BY: CMP	SHT. 1	
APPD. BY: CMP	OF 1	